

ArchRock
COLLECTION

**TIMELESS
BRILLIANCE**



BRILLO
SURFACE

**800X3200MM, 800X3000MM
800X2400MM**

15MM THICKNESS

D **DIVA**®
QERAMIKA



BRILLO
SURFACE

INTRODUCTION



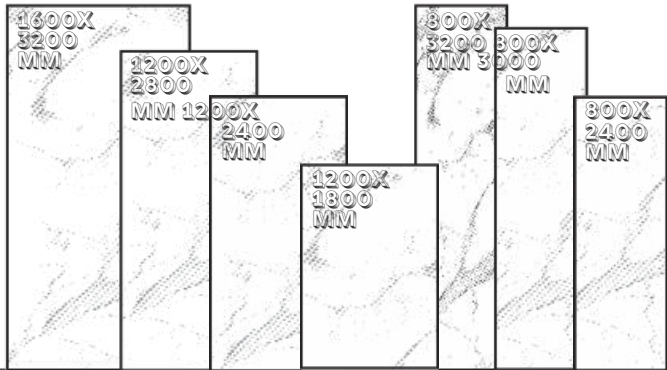
DESIGNED FOR
A SUPERIOR
LIFESTYLE

ArchRock
COLLECTION

WE BRING YOU A
MAGNIFICENT RANGE OF
SUPERIOR SURFACES WITH
THE ARCHROCK
COLLECTION THAT
REDEFINES THE STYLE OF
A SPACE WITH ITS
POISED AND APPEALING
DESIGNS.

THE COLOSSAL SURFACES OF THE
ARCHROCK COLLECTION ARE
SYNONYMOUS WITH LUXURY,
RADIANCE, AND UPSCALE LIVING TO
DESIGN YOUR SPACES CLASS-APART
AND TRULY MATCHLESS. THESE
SURFACES ARE SPECIALLY DESIGNED
TO GIVE YOUR SPACES THE
ESSENCE OF GRANDEUR AND
ELITENESS PAIRED WITH
UNPRECEDENTED FEATURES,
FUNCTIONALITY, VERSATILITY, AND
ELEGANCE.

WE BELIEVE IN LIVING LIFE
KING SIZE AND WITH THIS
BELIEF, WE OFFER GRAND-
SIZED SURFACES TO CREATE
LARGER-THAN-LIFE SPACES
THAT DELIVER A SENSE OF
SURREALITY AND LUXURY.



THE BRILLIANT BRILLO SURFACES

BRILLO
SURFACE

Diva[®]
QERAMIKA

TRANSFORMING SPACES WITH GLORIOUS REFULGENCE

THE BRILLO SURFACE IS
A REFLECTION OF CLASS,
BEAUTY, AND
UNMATCHED ELEGANCE.
THE SURFACE IS A
SCINTILLATING POEM OF
REFULGENT GRACE
ALLOWING YOUR SPACES
TO GLOW AND SHINE.



BRILLO SURFACE BRINGS A SUPERIOR
SURFACE EXPERIENCE TO YOUR
SPACES WITH ITS GLORIOUS SHINE.
AS THE NAME SUGGESTS THE BRILLO
SURFACE IS A BRILLIANTLY SHINING
FINISH OFFERING YOUR SPACES
GLOSSY ELEGANCE TRANSFORMING
THEM INTO EXTRAVAGANT AND
SOPHISTICATED SPACES WHILST
GIVING THEM THE FEEL OF REALLY
LARGE SPACES IF NOT.

REDEFINE YOUR SPACES WITH ENDLESS POSSIBILITIES

REDEFINING THE MEANING OF EXTRAVAGANCE AND MAJESTIC SIZES, THE ARCHROCK COLLECTION IN SIZES 800X3200, 800X3000 & 800X2400 IS ALLOWING YOU TO REIMAGINE THE LARGE FORMATS FOR THE FUNCTIONAL AND LUXURIOUS DEMANDS OF YOUR SPACES.

THE EXCLUSIVE COLLECTION IS AVAILABLE IN A PLETHORA OF DESIGNS, MULTIPLE SIZES, ONE GLORIOUS FINISH, AND MOST OF ALL 5 DIFFERENT COLOR BODIES. THE BODY OF THE TILES MATCHES THE COLOR OF THE GLAZE TO OFFER YOUR SPACES A SEAMLESS APPEAL AND DETAILS ONE'S EYE CANNOT MISS.



ARCHROCK COLLECTION

BRILLO HIGH GLOSS SURFACE

15MM THICKNESS



BIG SIZE SLABS



THE EXTENSIVELY LARGE SLABS ARE AVAILABLE IN ULTRA-DURABLE THICKNESS OF 15MM MAKING THEM EXTREMELY RELIABLE AND IDEAL FOR EXTENSIVE AREAS OF APPLICATION.

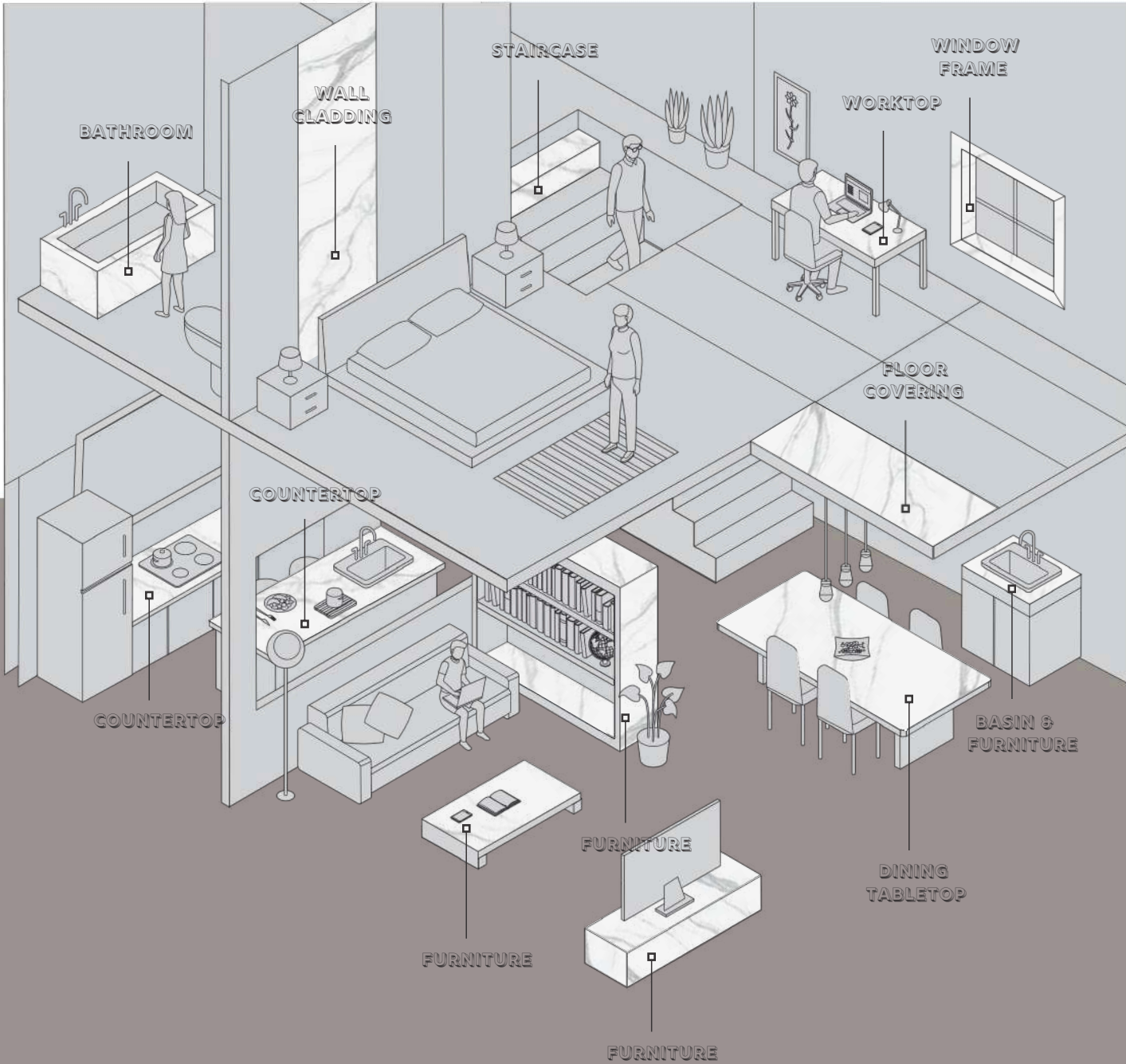
FUNCTIONALITY FOR UNRESTRICTED APPLICATION

THE COLLECTION & ITS FORMATS OPEN
BOUNDLESS APPLICATION POSSIBILITIES IN
YOUR SPACES.



THE SLABS OF THE COLLECTION IN VERSATILE SIZES ARE IDEAL FOR A LONG LIST OF APPLICATIONS IN DIFFERENT SPACES. THE FORMATS ARE IDEAL FOR DIRECT AND EFFORTLESS COUNTERTOP APPLICATIONS, SUCH AS DINING TABLETOPS, KITCHEN COUNTERTOPS, BATHROOM VANITIES, AND WORKTOPS.


THE SLABS OFFER TRULY SEAMLESS FLOORING AND WALL CLADDING OFFERING EASE OF APPLICATION TO SPACES LIKE FIREPLACES, WINDOW AND DOOR FRAMES, LIFT FRAMES, AND A LOT MORE.



APPLICATION AREAS

- | | | | |
|--|-----------------|--|---------------------|
| | COUNTERTOP | | STAIRCASE |
| | DINING TABLETOP | | WINDOW & DOOR FRAME |
| | LIFT FRAME | | BASIN & FURNITURE |
| | BATHROOM | | FIREPLACE |
| | WORKTOP | | WALL CLADDING |
| | ELEVATION | | FLOOR COVERING |

VERSATILE & LAVISH APPLICATION SOLUTION



DESIGN ELEMENTS
THAT STAND OUT



THE COLLECTION FACILITATES A LAVISH AND TRULY FUNCTIONAL COUNTERTOP, WORKTOP, VANITY, STAIRCASE APPLICATION, AND MUCH MORE.

THE FORMATS OF THE COLLECTION ARE SPECIALLY CRAFTED TO ALLOW YOU TO CRAFT LUXURIOUS AND RESILIENT KITCHEN COUNTERTOPS WITH CUTOUTS FOR BASINS AND MORE, BATHROOM VANITIES, DINING TABLETOPS, AND MORE EFFORTLESSLY.




INSTALL FURNITURE
ELEGANT AND SUPERIOR


FEATURES THAT AID LIFESTYLE

THE LUXURIOUS COLLECTION IS EXCEPTIONALLY RICH IN FEATURES TOO TO EVOLVE SPACES AS FUNCTIONAL AS THEY ARE LAVISH. RESISTANT TO SCRATCHES, STAINS, HEAT, FROST, AND MORE THE SURFACES ARE IDEAL FOR USE IN KITCHEN AND OTHER SPACES REQUIRING RESISTANCE FROM MODERN-DAY USE ADVERSITIES. THEY ARE RESISTANT TO IMPACTS, EASY TO CLEAN, AND NON-POROUS RESISTING MICROBIAL GROWTH.


TECHNICAL FEATURES




HYGIENIC AND SUITABLE FOR CONTACT WITH FOOD




WATER RESISTANT SURFACE




STAIN RESISTANT SURFACE




SCRATCH AND ABRASION RESISTANT




RESISTANT TO CHEMICALS, ACIDS, BASES, AND SOLVENTS




EASY TO CLEAN SURFACE




IMPACT RESISTANT SURFACE




RESISTANT TO UV RAYS




RESISTANT TO MOULD, MILDEW, AND FUNGUS



RESISTANT TO FIRE AND HEAT




















FROST RESISTANT SURFACE



FLATNESS AND STABILITY OVER TIME

A PALETTE OF RICH COLOURS

WHITE BODY

APOLLO WHITE	ARISTON BIANCO	CALACATTA BELISSIMO
		
CALACUTTA LIGHT	CARRARA GOLD	CLOUDY ONYX
		
GOLDEN STATUARIO	ROSSO ONYX	PRIMAVERA
		
STATUARIO AFGHAN	STATUARIO BOOK MATCH	STATUARIO GREY
		
STATUARIO NATURAL	STATUARIO REGALIA	STATUARIO SCALA
		
STATUARIO SILK	VOLAKAS GRIGIO	
		

GREY BODY

AMAZONITE	ARMANI GREY	FRENCH GREY
		
PIETRA GREY	SONATA GREY	
		

ARCHROCK COLLECTION

BRILLO HIGH GLOSS SURFACE

15MM THICKNESS
















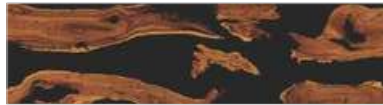
IVORY BODY

AVORIO GRANITE	BRECCIA AROURA	TURKEY ONYX
		
PATAGONIA CLASSIC		
		

BROWN BODY

EMPRADORE BROWN	ILLUSION BRONZE	IMPERIO ARMANI MOCHA
		
TOBACCO BROWN		
		

BLACK BODY

ANTIGO BLACK	ATLAS NEO	AGATE CHARCOAL
		
BELGIUM BLACK	BLACK FUSION	BLACK GOLD
		
BLACK NOIR	BLACK PORTORO	LABRADORITE
		
MARCUS AQUA	MARMO FOREST	MARGUINA FUSION
		
MUSHROOM GRANITE	OCEAN VOLGA	LAURENT GOLD
		
WOODY BLACK		
		





RECEPTION TABLE
APOLLO WHITE


APOLLO WHITE

APOLLO
WHITE



800X3200MM, 800X3000MM,
800X2400MM
SURFACE HIGH GLOSS
RANDOM 2
THICKNESS 15MM
TYPE WHITE BODY





ISLAND PLATFORM
ARISTON BIANCO

WALL & FURNITURE
ARISTON BIANCO

ARISTON BIANCO

ARISTON
BIANCO



800X3200MM, 800X3000MM,
800X2400MM
SURFACE HIGH GLOSS
RANDOM 3
THICKNESS 15MM
TYPE WHITE BODY

CALACATTA BELISIMO



CALACATTA
BELISIMO



800X3200MM, 800X3000MM,
800X2400MM
SURFACE HIGH GLOSS
RANDOM 3
THICKNESS 15MM
TYPE WHITE BODY



ARCHROCK COLLECTION

BRILLO HIGH GLOSS SURFACE

15MM THICKNESS

DINING TABLETOP
CALACUTTA LIGHT

BACKSPLASH & COUNTERTOP
CALACUTTA LIGHT
32-33

CALACUTTA LIGHT

CALACUTTA
LIGHT



800X3200MM, 800X3000MM,
800X2400MM
SURFACE HIGH GLOSS
RANDOM 3
THICKNESS 15MM
TYPE WHITE BODY

CARRARA GOLD



CARRARA
GOLD



800X3200MM, 800X3000MM,
800X2400MM
SURFACE HIGH GLOSS
RANDOM 3
THICKNESS 15MM
TYPE WHITE BODY



DINING TABLETOP
CLOUDY ONYX

CLOUDY ONYX

CLOUDY
ONYX



800X3200MM, 800X3000MM,
800X2400MM
SURFACE HIGH GLOSS
RANDOM 3
THICKNESS 15MM
TYPE WHITE BODY



GOLDEN STATUARIO

GOLDEN
STATUARIO



800X3200MM, 800X3000MM,
800X2400MM
SURFACE HIGH GLOSS
RANDOM 2
THICKNESS 15MM
TYPE WHITE BODY

ROSSO ONYX

ROSSO
ONYX



800X3200MM, 800X3000MM,
800X2400MM
SURFACE HIGH GLOSS
RANDOM 2
THICKNESS 15MM
TYPE WHITE BODY

PRIMAVERA




PRIMAVERA



800X3200MM, 800X3000MM,
800X2400MM
SURFACE HIGH GLOSS
RANDOM 3
THICKNESS 15MM
TYPE WHITE BODY

STATUARIO AFGHAN

STATUARIO
AFGHAN



800X3200MM, 800X3000MM,
800X2400MM
SURFACE HIGH GLOSS
RANDOM 3
THICKNESS 15MM
TYPE WHITE BODY



STATUARIO BOOK MATCH

STATUARIO
BOOK MATCH



800X3200MM, 800X3000MM,
800X2400MM
SURFACE HIGH GLOSS
BOOKMATCH A+B
THICKNESS 15MM
TYPE WHITE BODY

STATUARIO GREY

STATUARIO
GREY



800X3200MM, 800X3000MM,
800X2400MM
SURFACE HIGH GLOSS
RANDOM 3
THICKNESS 15MM
TYPE WHITE BODY

STATUARIO NATURAL

STATUARIO
NATURAL



800X3200MM, 800X3000MM,
800X2400MM
SURFACE HIGH GLOSS
RANDOM 3
THICKNESS 15MM
TYPE WHITE BODY

STATUARIO REGALIA

STATUARIO
REGALIA



800X3200MM, 800X3000MM,
800X2400MM
SURFACE HIGH GLOSS
RANDOM 3
THICKNESS 15MM
TYPE WHITE BODY

STATUARIO SCALA

STATUARIO
SCALA



800X3200MM, 800X3000MM,
800X2400MM
SURFACE HIGH GLOSS
RANDOM 3
THICKNESS 15MM
TYPE WHITE BODY

STATUARIO SILK

STATUARIO
SILK



800X3200MM, 800X3000MM,
800X2400MM
SURFACE HIGH GLOSS
RANDOM 2
THICKNESS 15MM
TYPE WHITE BODY

VOLAKAS GRIGIO

VOLAKAS
GRIGIO



800X3200MM, 800X3000MM,
800X2400MM
SURFACE HIGH GLOSS
RANDOM 3
THICKNESS 15MM
TYPE WHITE BODY



AMAZONITE

AMAZONITE



800X3200MM, 800X3000MM,
800X2400MM
SURFACE HIGH GLOSS
RANDOM 4
THICKNESS 15MM
TYPE GREY BODY



ARMANI GREY



ARMANI
GREY

800X3200MM, 800X3000MM,
800X2400MM
SURFACE HIGH GLOSS
RANDOM 3
THICKNESS 15MM
TYPE GREY BODY





ISLAND PLATFORM & DINING TABLETOP
FRENCH GREY

FRENCH GREY

FRENCH
GREY



800X3200MM, 800X3000MM,
800X2400MM
SURFACE HIGH GLOSS
RANDOM 2
THICKNESS 15MM
TYPE GREY BODY



PIETRA GREY


PIETRA
GREY



800X3200MM, 800X3000MM,
800X2400MM
SURFACE HIGH GLOSS
RANDOM 3
THICKNESS 15MM
TYPE GREY BODY

SONATA GREY

SONATA
GREY



800X3200MM, 800X3000MM,
800X2400MM
SURFACE HIGH GLOSS
RANDOM 3
THICKNESS 15MM
TYPE GREY BODY




AVORIO GRANITE

AVORIO
GRANITE



800X3200MM, 800X3000MM,
800X2400MM
SURFACE HIGH GLOSS
THICKNESS 15MM
TYPE IVORY BODY





RECEPTION TABLE
BRECCIA AROURA

WALL
BRECCIA AROURA

BRECCIA AROURA


BRECCIA
AROURA



800X3200MM, 800X3000MM,
800X2400MM
SURFACE HIGH GLOSS
RANDOM 3
THICKNESS 15MM
TYPE IVORY BODY

TURKEY ONYX

TURKEY
ONYX



800X3200MM, 800X3000MM,
800X2400MM
SURFACE HIGH GLOSS
RANDOM 3
THICKNESS 15MM
TYPE IVORY BODY



ISLAND PLATFORM
PATAGONIA CLASSIC

KITCHEN COUNTERTOP
PATAGONIA CLASSIC

PATAGONIA CLASSIC

PATAGONIA
CLASSIC



800X3200MM, 800X3000MM,
800X2400MM
SURFACE HIGH GLOSS
RANDOM 2
THICKNESS 15MM
TYPE IVORY BODY



WALL
EMPRADORE BROWN

EMPRADORE BROWN

EMPRADORE
BROWN




800X3200MM, 800X3000MM,
800X2400MM
SURFACE HIGH GLOSS
RANDOM 3
THICKNESS 15MM
TYPE BROWN BODY




ILLUSION BRONZE

ILLUSION
BRONZE



800X3200MM, 800X3000MM,
800X2400MM
SURFACE HIGH GLOSS
RANDOM 4
THICKNESS 15MM
TYPE BROWN BODY






STAIRS
IMPERIO ARMANI MOCHA


IMPERIO ARMANI MOCHA

IMPERIO
ARMANI MOCHA



800X3200MM, 800X3000MM,
800X2400MM
SURFACE HIGH GLOSS
RANDOM 2
THICKNESS 15MM
TYPE BROWN BODY

TOBACCO BROWN




TOBACCO
BROWN


800X3200MM, 800X3000MM,
800X2400MM
SURFACE HIGH GLOSS
RANDOM 2
THICKNESS 15MM
TYPE BROWN BODY



ANTICO BLACK



ANTICO
BLACK



800X3200MM, 800X3000MM,
800X2400MM
SURFACE HIGH GLOSS
RANDOM 3
THICKNESS 15MM
TYPE BLACK BODY




ISLAND PLATFORM
ATLAS NEO

BACKSPLASH & COUNTERTOP
ATLAS NEO

ATLAS NEO


ATLAS
NEO



800X3200MM, 800X3000MM,
800X2400MM
SURFACE HIGH GLOSS
RANDOM 2
THICKNESS 15MM
TYPE BLACK BODY

AGATE CHARCOAL

AGATE
CHARCOAL



800X3200MM, 800X3000MM,
800X2400MM
SURFACE HIGH GLOSS
RANDOM 4
THICKNESS 15MM
TYPE BLACK BODY



BELGIUN BLACK




BELGIUN
BLACK



800X3200MM, 800X3000MM,
800X2400MM
SURFACE HIGH GLOSS
RANDOM 3
THICKNESS 15MM
TYPE BLACK BODY

BLACK FUSION

BLACK
FUSION




800X3200MM, 800X3000MM,
800X2400MM
SURFACE HIGH GLOSS
RANDOM 3
THICKNESS 15MM
TYPE BLACK BODY



BLACK GOLD

BLACK
GOLD



800X3200MM, 800X3000MM,
800X2400MM
SURFACE HIGH GLOSS
RANDOM 4
THICKNESS 15MM
TYPE BLACK BODY


BLACK NOIR



BLACK
NOIR




800X3200MM, 800X3000MM,
800X2400MM
SURFACE HIGH GLOSS
RANDOM 2
THICKNESS 15MM
TYPE BLACK BODY



BLACK PORTORO




BLACK
PORTORO



800X3200MM, 800X3000MM,
800X2400MM
SURFACE HIGH GLOSS
RANDOM 2
THICKNESS 15MM
TYPE BLACK BODY

LABRADORITE

LABRADORITE




800X3200MM, 800X3000MM,
800X2400MM
SURFACE HIGH GLOSS
RANDOM 3
THICKNESS 15MM
TYPE BLACK BODY



MARCUS AQUA

MARCUS
AQUA




800X3200MM, 800X3000MM,
800X2400MM
SURFACE HIGH GLOSS
RANDOM 2
THICKNESS 15MM
TYPE BLACK BODY



MARMO FOREST

MARMO
FOREST



800X3200MM, 800X3000MM,
800X2400MM
SURFACE HIGH GLOSS
RANDOM 2
THICKNESS 15MM
TYPE BLACK BODY






ISLAND PLATFORM & DINING TABLETOP
FRENCH GREY

KITCHEN COUNTERTOP
FRENCH GREY

MARQUINA FUSION



MARQUINA
FUSION




800X3200MM, 800X3000MM,
800X2400MM
SURFACE HIGH GLOSS
RANDOM 2
THICKNESS 15MM
TYPE BLACK BODY



ISLAND PLATFORM 6 DINING TABLETOP
MUSHROOM GRANITE


MUSHROOM GRANITE



MUSHROOM
GRANITE

800X3200MM, 800X3000MM,
800X2400MM
SURFACE HIGH GLOSS
RANDOM 2
THICKNESS 15MM
TYPE BLACK BODY






RECEPTION TABLE
OCEAN VOLGA

WALL
OCEAN VOLGA

OCEAN VOLGA



OCEAN
VOLGA




800X3200MM, 800X3000MM,
800X2400MM
SURFACE HIGH GLOSS
RANDOM 2
THICKNESS 15MM
TYPE BLACK BODY



ISLAND PLATFORM
LAURENT GOLD

KITCHEN COUNTERTOP
LAURENT GOLD

LAURENT GOLD




LAURENT
GOLD



800X3200MM, 800X3000MM,
800X2400MM
SURFACE HIGH GLOSS
RANDOM 2
THICKNESS 15MM
TYPE BLACK BODY

WOODY BLACK




800X3200MM, 800X3000MM,
800X2400MM
SURFACE HIGH GLOSS
RANDOM 2
THICKNESS 15MM
TYPE BLACK BODY



SLAB HANDLING

TOOLS SUGGESTED FOR HANDLING

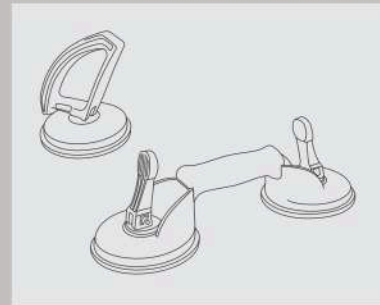
FOR HANDLING THE ENORMOUSLY SIZED SLABS, WE RECOMMEND CAREFUL HANDLING WITH THE HELP OF FOUR HANDLERS AT THE SAME TIME IN CASE OF THE LARGEST SIZE AND AT LEAST TWO HANDLERS FOR THE SMALLER SIZES OF THE SLABS.



REINFORCED TROLLEY



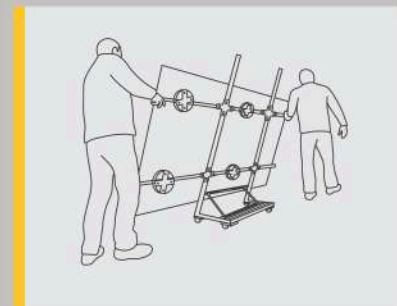
PARALLEL & TRANSVERSE GUIDES



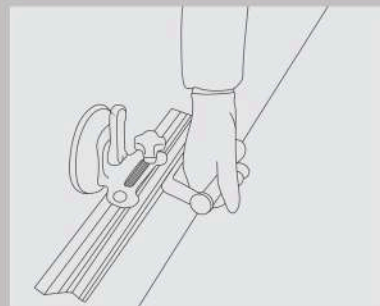
SINGLE & DOUBLE SUCTION CUP

HANDLING INSTRUCTIONS

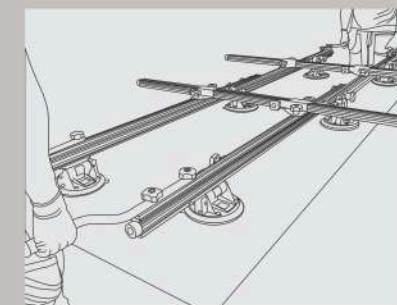
WE RECOMMENDS THE USE OF A KIT OF DEVICES DESIGNED ESPECIALLY FOR THE HANDLING OF LARGE-SIZE SLABS.



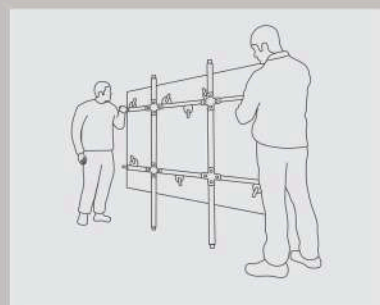
WE RECOMMEND CARRYING OUT THE HANDLING JOB OF THE SLABS WITH FOUR HANDLERS AT THE SAME TIME.



ENSURE PROPER SUCTION WITH A VACUUM BETWEEN THE DEVICE AND THE SLAB AND USE A SINGLE DEVICE/SUCTION CUP FOR A MAXIMUM LENGTH OF UP TO 150CMS.



TO LIFT THE SLABS USE SUCKER CUPS AFTER CLEANING THE SLAB AND CUPS WITH A DAMP SPONGE. MAKE SURE THE DEVICE ALSO HAS SUCKERS THAT RUN ALONG WITH THE GUIDES AND ADHERE TO THE SLAB.



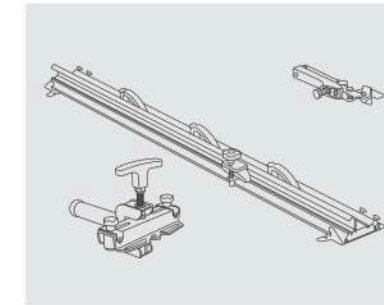
TO LIFT THE SLAB USE GUIDES FROM THE LONG SIDES OF THE SLAB AND LIFT/HANG IT VERTICALLY TO THE HANDLES OF THE TROLLEY FRAME. USE APPROPRIATE SIZE REINFORCED TROLLEY FOR VARIOUS SIZES OF SLABS.

SLAB CUTTING & DRILLING

TOOLS SUGGESTED FOR CUTTING AND DRILLING



WORKBENCH WITH ALUMINUM PROFILES

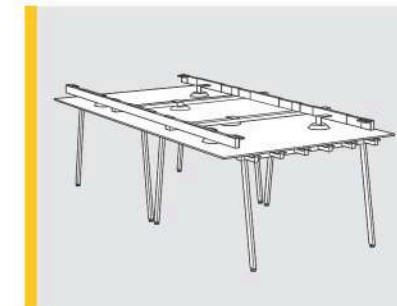


CUTTING UNIT

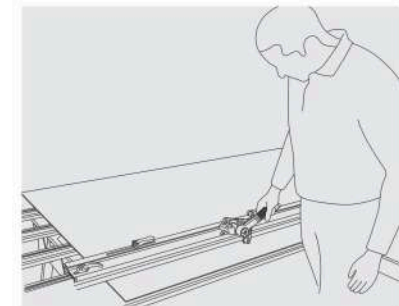


DIAMOND POLISHING PADS

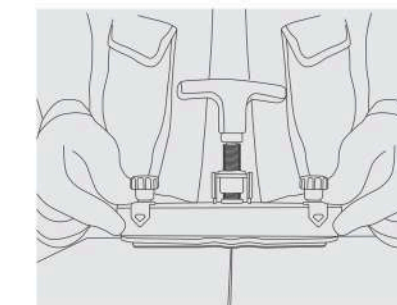
MANUAL CUTTING INSTRUCTIONS



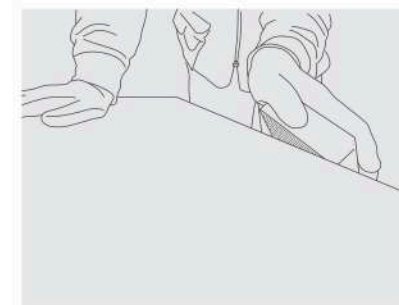
LAY THE SLAB ON A FLAT SURFACE AND PREFERABLY ON A WORKBENCH WITH ALUMINUM PROFILES. MAKE SURE THE SURFACE IS STABLE FOR BOTH CUTTING AND DRILLING.



MAKE MARKINGS ON THE SLAB ACCORDING TO THE DESIRED CUTTING AND DRILLING NEED.



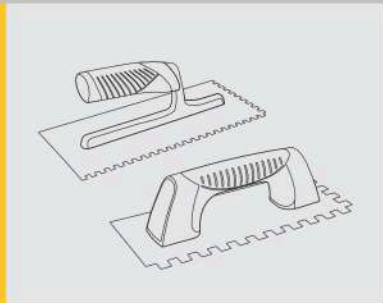
AFTER SCORING THE LENGTH AND MAKING THE CUT, MOVE THE SLAB OUT OF THE WORKBENCH TILL THE INCISION LINE AND SPLIT FROM BOTH SIDES USING CUTTING-OFF PLIERS.



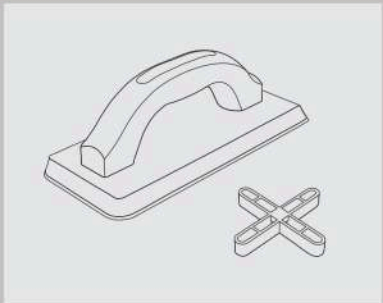
SMOOTH THE EDGES OF THE LENGTH CUT WITH A DIAMOND POLISHING PAD.

SLAB LAYING

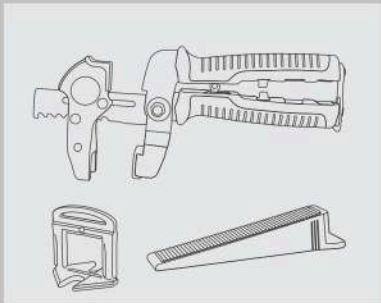
TOOLSSUGGESTEDFOR LAYING



3MM & 10MM TROWEL



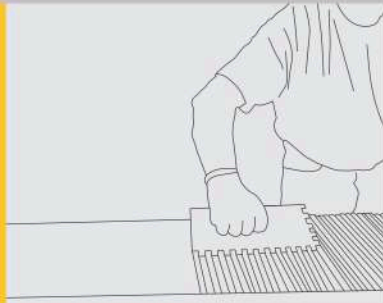
RUBBER TROWEL & SPACERS



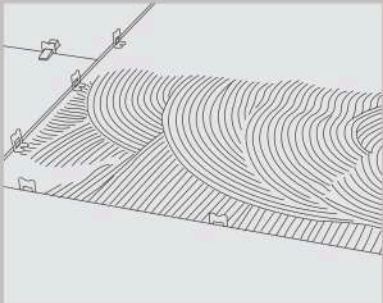
DEVICE FOR PLATE'S PULLING OVER AND LEVELING WEDGES & CLIPS

SLAB LAYING INSTRUCTIONS

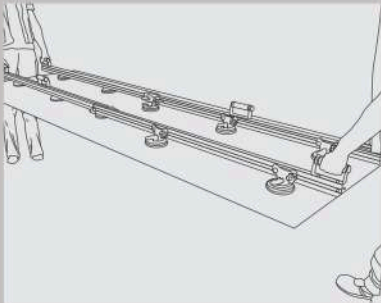
CHECK THE LAYING SUBSTRATE. MAKE SURE IT IS CLEAN, MATURE, AND HOMOGENEOUS WITH NO CRACKS.



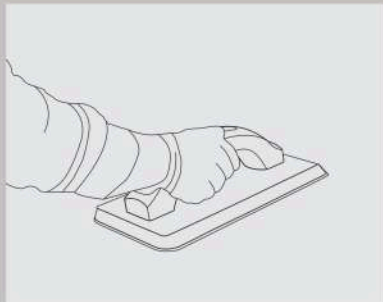
APPLY ADHESIVE ONTO THE BACK OF THE SLAB WITH A 3MM TROWEL IN ONE DIRECTION ONLY.



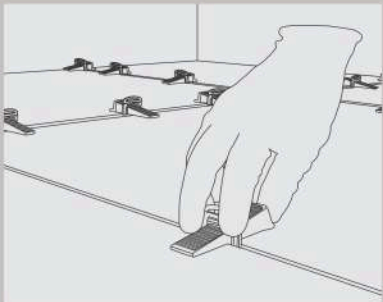
APPLY ADHESIVE ONTO THE FLOOR SUBSTRATE AT THE SAME TIME WHILE APPLYING ON THE SLAB WITH A 15MM U-NOTCH OR 19MM V-NOTCH TROWEL IN THE SAME DIRECTION AS THE SLABS.



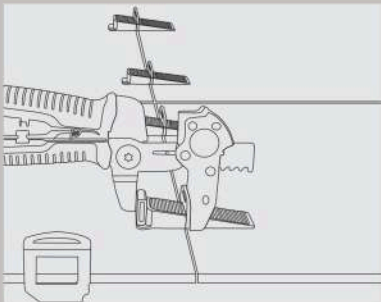
POSITION THE SLAB ON THE ADHESIVE BED WITH A SUCKER FRAME WITH ADJUSTMENT OF A MINIMUM OF 3MM JOINT.



TAP THE SLAB FROM THE CENTER TO COMPLETE THE LAYING OF THE SLAB. MAKE SURE AIR IS EXPELLED AND THERE IS NO BUBBLE BETWEEN THE SLAB AND THE SUBSTRATE.

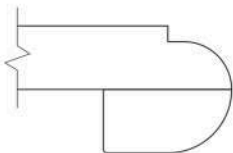


LEVEL THE WEDGES AT EACH LINEAR METER OF THE SLAB. KEEPING A 3MM JOINT THROUGH SPACERS. THE SPECIAL DEVICE OF PULLING OVER THE SLABS CAN BE USED FOR EASY LAYING AND SPACING.

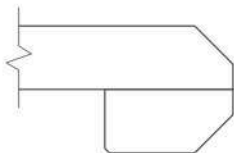


USE A RUBBER TROWEL WITH A SUITABLE SEALANT WHILE TAPPING THE SLAB.

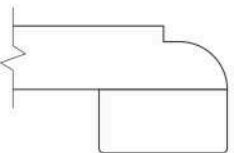
SLAB EDGE POSSIBILITIES



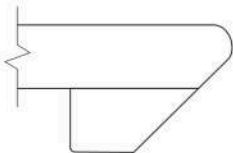
1-1/2" DUPONT BULLNOSE



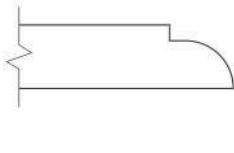
1-1/2" PENCIL EDGE



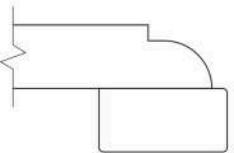
1-1/2" DUPONT SQUARE



1-1/2" REVERSE BEVEL



3/4" DUPONT DEMI



1-1/2" DUPONT STEP SQUARE

CLEANING & MAINTENANCE

HIGH-QUALITY RAW MATERIALS, RIGOROUS PRODUCTION PARAMETERS, AND WORLD-CLASS TECHNOLOGY MAKE THE EXCLUSIVE OFFERING NONPOROUS AND THUS NO DUST OR DEPOSITED WASTE PENETRATES THE SURFACE. THE NO-MAINTENANCE SURFACES REQUIRE ONLY A DAMP CLOTH FOR CLEANING. ROUTINE AND RECURRING CLEANING SPOTLIGHTS THE AESTHETIC FEATURES OF THE SURFACES AND KEEPS THE SURFACES SHINE. FOR CLEANING CONTAMINATION AND STAINS CAUSED BY SOME COMMON FOOD AND OTHER MATERIAL FOLLOW THE TABLE

TYPE OF STAIN	CHEMICAL PRODUCT	EXAMPLE
GREASE	ALKALINE - SOLVENT	DETERGENT
OIL	SOLVENT	AMMONIA, BAKING SODA
INK	OXIDANT - SOLVENT	ALCOHOL, LIQUID BLEACH, NAIL PAINT REMOVER
RUST	ACID	HYDROCHLORIC ACID, VINEGAR, RED HARPIC
LIME	ACID	DESCALING AGENT, HYDROCHLORIC ACID
CEMENT	ACID	HYDROCHLORIC ACID
WINE	ALKALINE	AMMONIA, LIQUID BLEACH
COFFEE	ALKALINE - SOLVENT	AMMONIA, LIQUID BLEACH
RUBBER	SOLVENT	ALCOHOL, THINNER
PLASTER	ACID	HYDROCHLORIC ACID
CANDLE WAX	SOLVENT	ALCOHOL, THINNER
IODINE	OXIDANT	LIQUID BLEACH
BLOOD	OXIDANT	LIQUID BLEACH
ICE CREAM	ALKALINE	LIQUID BLEACH

NOTE: IT IS RECOMMENDED THAT ANY KIND OF STAIN NEEDS TO GET CLEANED IMMEDIATELY/AS SOON AS POSSIBLE.

TECHNICAL SPECIFICATION

CHARACTERISTIC	STANDARD AS PER ISO13006:2013/ EN14411 GR.B1A	STANDARD AS PER IS 15622:2017 GR.B1A	MEAN VALUE OF SLABS	METHOD OF TESTING
REGULATORY PROPERTIES				
DEVIATION IN LENGTH AND WIDTH	±0.30 % (±1.00 MM)	±0.10 % ±5.0 %	± 0.10 % ± 5.0 % ±	ISO 10545-2/15
DEVIATION IN THICKNESS	±5.0 % (± 0.50 MM)	±0.10 % ±0.10%	0.10 % ± 0.10 % ±	13330-1 ISO 10545-
STRAIGHTNESS IN SIDE	±0.30 % (± 0.30 MM)	±0.50 % ±0.50 %	0.20 % ± 0.20 % ±	2/15 13330-1 ISO
RECTANGULARITY	±0.30 % (±1.50 MM)	±0.50 % >95%	0.10 % >95%	10545-2/15 13330-1
SURFACE FLATNESS CENTRAL CURVATURE	±0.40 % (± 1.30 MM)	DEFECTS FREE	DEFECTS FREE Δε	ISO 10545-2/15
SURFACE FLATNESS EDGE CURVATURE	±0.40 % (± 1.30 MM)	N.A.	<0.30	13330-1 ISO 10545-
SURFACE FLATNESS WARPAGE	±0.40 % (± 1.30 MM)			2/15 13330-1 ISO
SURFACE QUALITY	>95% DEFECTS FREE			10545-2/15 13330-1
SMALL COLOR DIFFERENCE (FOR PLAIN COLOUR)	ΔE <1.00			ISO 10545-2/15
GLOSSINESS (POLISHED)	AS PER MANUFACTURER	AS PER MANUFACTURER	≥ 90	13330-1 ISO 10545-
GLOSSINESS (SATIN)	AS PER MANUFACTURER	AS PER MANUFACTURER	7 ≤ GLOSS VALUE ≤ 25	2/15 13330-1 ISO 10545-2/15
STRUCTURAL PROPERTIES				
WATER ABSORPTION	≤0.50 %	≤0.030 %	≤0.030 %	ISO 10545-3/15
BULK DENSITY	AS PER MANUFACTURER	MIN 2.20 G/CC	> 2.23 GM/CC	13330-2 ISO 10545-3/15 13330-2
MASSIVE MECHANICAL PROPERTIES				
MODULUS OF RUPTURE	MIN. 35.0 N/MM²	MIN. 35.0 N/MM²	MIN. 40.0 N/MM²	ISO 10545-4/15 13330-3
BREAKING STRENGTH THICKNESS ≥7.5 MM	MIN 1300.0 N	MIN 1300.0 N	MIN 1000.0 N	ISO 10545-4/15 13330-3
SURFACE MECHANICAL PROPERTIES				
MOHS HARDNESS #	AS PER MANUFACTURER	MIN. 5	POLISHED MIN 4**/ SATIN & POSH MIN 6	BS EN 15771/15 13330-13
SURFACE ABRASION RESISTANCE #	AS PER MANUFACTURER	MIN. CLASS II	POLISHED MIN II**/ SATIN & POSH MIN III	ISO 10545-7/15 13330-11
THERMAL HYGROMETRIC PROPERTIES				
MOISTURE EXPANSION	MAX 0.03% (0.3 MM/M)	MAX 0.02 MM/M	MAX 0.02 MM/M	ISO 10545-10/15 13330-
THERMAL EXPANSION(COE) AT 100°C	AS PER MANUFACTURER	MAX. 6.0 X 10-6	MAX. 6.0 X 10-6	3 ISO 10545-3/15
THERMAL SHOCK RESISTANCE	MIN 10 CYCLES	MIN 10 CYCLES	MIN 10 CYCLES	13330-4 ISO 10545-9/15
IMPACT RESISTANCE(COR) #	MIN. 0.55	MIN 0.55	MIN 0.55	13330-5 ISO 10545-5/15
FROST RESISTANCE	AS PER MANUFACTURER	AS PER MANUFACTURER	FROST PROOF	13330-14 ISO 10545-
GRAZING RESISTANCE AT 7.5 BAR	4 CYCLES	4 CYCLES	4 CYCLES	12/15 13330-10 ISO 10545-11/15 13330-9
CHEMICAL PROPERTIES				
RESISTANCE TO STAINING GLAZED	MIN. CLASS 3	MIN CLASS 1	MIN. CLASS 3/MIN. CLASS 5	ISO 10545-14/15 13330-8
RESISTANCE TO HOUSEHOLD CHEMICALS	MIN CLASS 3B	MIN CLASS AA	MIN CLASS 3B/MIN CLASS AA	ISO 10545-13/15 13330-3
SWIMMING POOL SALTS GLAZED				
RESISTANCE TO LOW CONCENTRATE ACID AND ALKALIS GLAZED	AS PER MANUFACTURER	AS PER MANUFACTURER	MIN CLASS 6B***/ MIN CLASS A***	ISO-10545-13/15 13330-3
RESISTANCE TO HIGH CONCENTRATE ACID AND ALKALIS GLAZED	AS PER MANUFACTURER	AS PER MANUFACTURER	MIN CLASS 6B***/ MIN CLASS A***	ISO-10545-13/15 13330-3
SAFETY PROPERTIES				
SKID RESISTANCE - (DGOF-WET PENDULUM)##	AS PER MANUFACTURER	AS PER MANUFACTURER	GLOSSY ≥P0,SATIN,POSH ≥P7	ISO 10545-11/15 13330-9
SLIP RESISTANCE -SATIN/POSH (DGOF- R VALUE)##	AS PER MANUFACTURER	AS PER MANUFACTURER	≥ R10	DIN 51130
LEAD AND CADMIUM RELEASE	AS PER MANUFACTURER	N.A.	DOES NOT YIELD PB & CD	ISO-10545-15

PACKING DETAIL

SIZE	THICKNESS	PCS/BOX	AREA/BOX	BOX/WT.
800X2400M	15M	1 PC	1.92 MT²	67 KG
M	M	1 PC	2.40 MT²	84 KG
800X3000M	15M	1 PC	2.56 MT²	90 KG
M	M			
800X3200M	15M			
M	M			





Divaqeramika.com

+383 49 600 046

divaqeramika@gmail.com

+383 49 668 382