

800X2400MM

15MM THICKNESS _ GLOSSY & MATT SURFACE



ABSOLUTE STYLE OF LUXURY





SUPERIORITY CRAFTED FOR EXCELLENCE

EXPERIENCE THE DOMINION OF SHEER LUXURY AND
EXCELLENCE IN SURFACES CRAFTED FOR SUPREMACY.





CRAFTING SUPERIOR SPACES FOR EXCEPTIONAL LIVING!

WE BRING YOU ELEZZO
COLLECTION - A
COLLECTION SYNONYMOUS
WITH SHEER LUXURY AND
UNMATCHED OPULENCE TO
EVOLVE YOUR SPACES INTO
FLAWLESS, GRAND, AND
SIMPLY STUNNING
EVOKING A SHEER SENSE
OF EXTRAVAGANCE AND
INDULGENCE.

DECORATE YOUR SPACES UNDENIABLY
LAVISH AND GRACIOUS WITH A
PREMIUM COLLECTION OF SURFACES
FROM THE ELEZZO COLLECTION. THE
COLLECTION REDEFINES THE ART OF
LAVISH INTERIORS AND SPACES WITH
ITS SPELLBINDING ELEGANCE THAT
EMBRACES REFINEMENT AND
SPLENDOR EFFORTLESSLY TO HELP YOU
CRAFT SPACES SUPERIOR OF ALL AND
LUXURIOUS AT ANOTHER LEVEL.

ELEZZO COLLECTION

800X2400MM

15MM THICKNESS

INDULGE IN UNMATCHED LUXURY



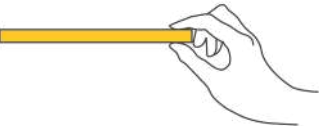
EXPLORE ENDLESS POSSIBILITIES IN LUXURIOUS SPACES

DISCOVER LIMITLESS POSSIBILITIES TO SEAMLESSLY ELEGANT AND FLAWLESS SPACES WITH ELEZZO COLLECTION IN ITS GRAND SIZE OF 800X2400MM. THE COLOSSAL SIZE PAIRED WITH UNMATCHED BRILLIANCE OF TWO SPECTACULAR FINISHES AND ROBUST THICKNESS OF 15MM IS ALL IT TAKES TO DESIGN SPACES UTTERLY ELEGANT AND SOPHISTICATED.



800X2400MM
80x240cm, 32x120in

15MMTHICKNESS



ELEZZO COLLECTION

800X2400MM

15MM THICKNESS

WE BRING YOU AN ASTONISHING COLLECTION IN SUPERIOR MATT AND GLOSSY SURFACES. THE VERSATILE SURFACES ARE CAPABLE OF INSTILLING UNMATCHED ELEGANCE AND POISE IN YOUR SPACES PAIRED WITH OUTSTANDING DESIGNS AND PATTERNS.

MATT
SURFACE

GLOSSY
SURFACE



DESIGNED FOR AN EFFORTLESS LIFESTYLE

THE SUPERIOR ELEZZO COLLECTION IS AN ASSEMBLY OF SUPERIOR SURFACES PACKED WITH EXCEPTIONAL FEATURES THAT ARE SPECIALLY DESIGNED TO MAKE YOUR LIFESTYLE EFFORTLESSLY EASIER AND LAVISH AT THE SAME TIME. THE FEATURES AID THE MODERN LIFESTYLE BY TRANSFORMING YOUR SPACES INTO EASY TO CLEAN, MAINTAIN, AND IDEAL FOR VERSATILE USES.

TECHNICAL FEATURES



SCRATCH AND
ABRASION RESISTANT



RESISTANT TO CHEMICALS,
ACIDS, BASES, AND SOLVENTS



EASY TO CLEAN
SURFACE



RESISTANT TO
FIRE AND HEAT



FROST RESISTANT
SURFACE



FLATNESS AND
STABILITY OVER TIME



HYGIENIC AND SUITABLE FOR
CONTACT WITH FOOD



WATER RESISTANT
SURFACE



STAIN RESISTANT
SURFACE



IMPACT RESISTANT
SURFACE



RESISTANT TO
UV RAYS



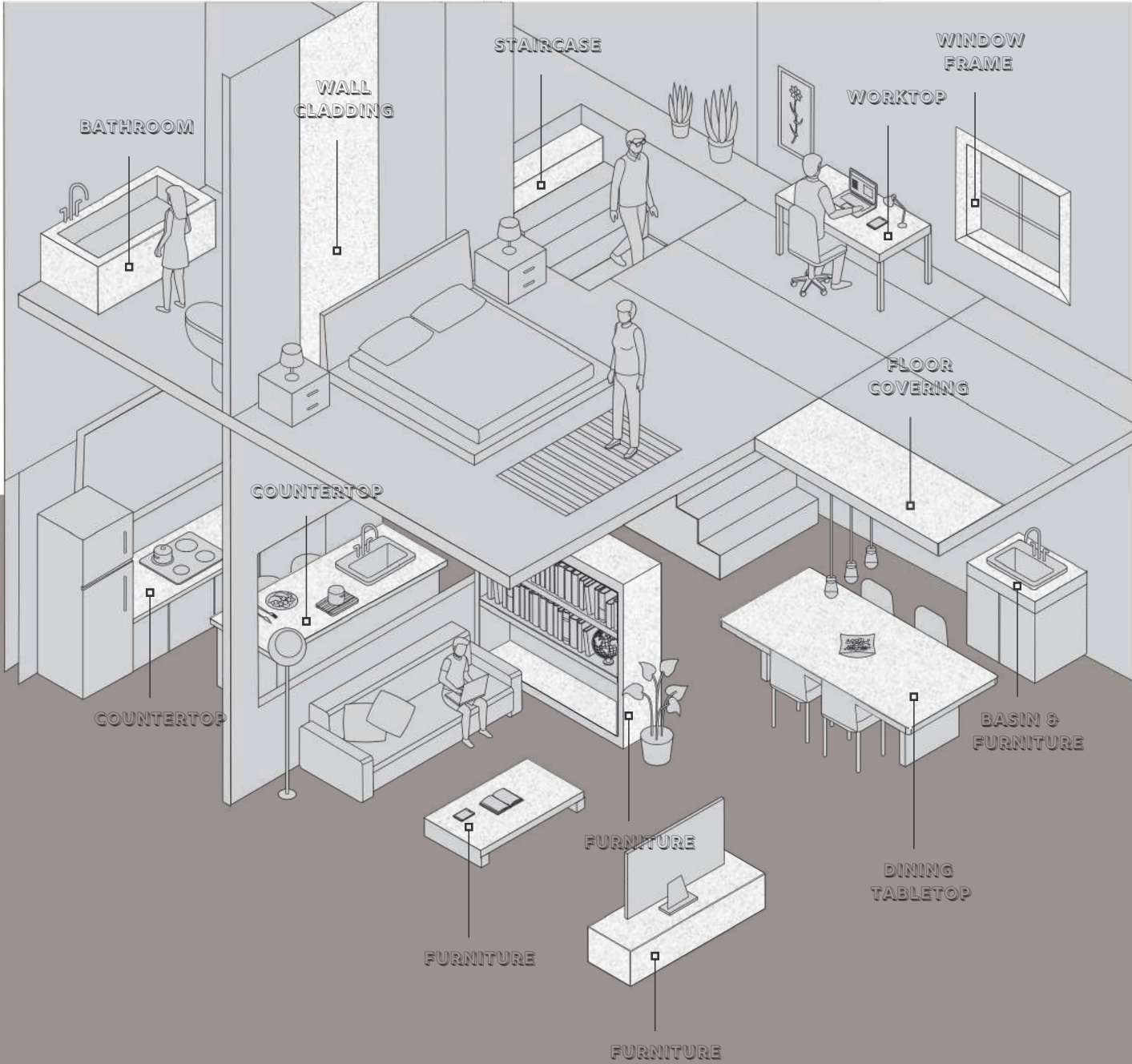
RESISTANT TO
MOULD, MILDEW,
AND FUNGUS



SURFACES FOR EVERY SPACE

THE SURFACES OF THE ELEZZO COLLECTION ARE FUNCTIONAL, MULTIFACETED, AND SIMPLY DEXTEROUS. THE VERSATILE SIZE OF THE COLLECTION PAIRED WITH THE EXCEPTIONAL FEATURES ENABLES THE WIDE APPLICATION POSSIBILITIES ALLOWING TILING SOLUTIONS TO A PLETHORA OF SPACES AND FURNISHING.

APPLICATION AREAS



APPLICATION AREAS

- | | | | |
|--|-----------------|--|---------------------|
| | COUNTERTOP | | STAIRCASE |
| | DINING TABLETOP | | WINDOW & DOOR FRAME |
| | LIFT FRAME | | BASIN & FURNITURE |
| | BATHROOM | | FIREPLACE |
| | WORKTOP | | WALL CLADDING |
| | ELEVATION | | FLOOR COVERING |

800X2400MM
THICKNESS_15MM
TYPE_FULL BODY

TERREZO WHITE



SURFACE
GLOSSY

TERREZO CREMA



SURFACE
GLOSSY

TERREZO GREY



SURFACE
GLOSSY

TERREZO BUREY



SURFACE
GLOSSY

TERREZO CHOCO



SURFACE
GLOSSY

TERREZO BLACK



SURFACE
GLOSSY

TERREZO WHITE



TERREZO WHITE




TERREZO WHITE



TERREZO CREMA



TERREZO CREMA



TERREZO CREMA

ELEZZO COLLECTION

800X2400MM

15MM THICKNESS

24-25

TERREZO GREY



TERREZO GREY



TERREZO GREY

ELEZZO COLLECTION

800X2400MM


15MM THICKNESS

28-29

TERREZO BUREY



TERREZO BUREY



TERREZO BUREY

ELEZZO COLLECTION

800X2400MM

15MM THICKNESS

32-33



TERREZO CHOCO

DIVA[®]
QERAMIKA

TERREZO CHOCO



TERREZO CHOCO

ELEZZO COLLECTION

800X2400MM

15MM THICKNESS


36-37

TERREZO BLACK



D **DIVA**®
QERAMIKA

TERREZO BLACK



TERREZO BLACK

800X2400MM

THICKNESS_15MM
TYPE_FULL BODY

ELEZZO CHOCO



SURFACE
GLOSSY & MATT

ELEZZO BURLY




SURFACE
GLOSSY & MATT

ELEZZO CREMA



SURFACE
GLOSSY & MATT

ELEZZO BLACK



SURFACE
GLOSSY & MATT

ELEZZO GREY



SURFACE
GLOSSY & MATT

ELEZZO WHITE



SURFACE
GLOSSY & MATT

GLITER BLACK



SURFACE
MATT CARVING

GLITER WHITE




SURFACE
MATT CARVING

ELEZZO CHOCO



D **DIVA**[®]
QERAMIKA

ELEZZO CHOCO



ELEZZO CHOCO

ELEZZO BURLY



D **DIVA**®
QERAMIKA

ELEZZO BURLY



ELEZZO BURLY

ELEZZO COLLECTION

800X2400MM

15MM THICKNESS

50-51

ELEZZO CREMA



ELEZZO CREMA



ELEZZO CREMA

ELEZZO COLLECTION

800X2400MM



15MM THICKNESS

54-55

ELEZZO BLACK



ELEZZO BLACK



ELEZZO COLLECTION

800X2400MM

15MM THICKNESS


58-59

ELEZZO GREY



D **DIVA**®
QERAMIKA

ELEZZO GREY



ELEZZO GREY

ELEZZO COLLECTION

800X2400MM

15MM THICKNESS

62-63

ELEZZO WHITE



D **DIVA**®
QERAMIKA

ELEZZO WHITE



ELEZZO WHITE


ELEZZO COLLECTION

800X2400MM

15MM THICKNESS


66-67

GLITER BLACK



D **DIVA**®
QERAMIKA

GLITER BLACK



GLITER BLACK


ELEZZO COLLECTION

800X2400MM


15MM THICKNESS

70-71

GLITER WHITE




GLITER WHITE



800X2400MM
THICKNESS_15MM
TYPE_FULL BODY

ELITONE BIANCO



SURFACE
GLOSSY

POLKA WHITE




SURFACE
GLOSSY & MATT

POLKA BLACK



SURFACE
GLOSSY & MATT

POLKA RAINBOW



SURFACE
GLOSSY

ELITONE BIANCO



ELITONE BIANCO



ELITONE BIANCO

POLKA WHITE



POLKA WHITE




POLKA WHITE

POLKA BLACK



D **DIVA**®
QERAMIKA

POLKA BLACK




POLKA BLACK



POLKA RAINBOW

D **DIVA**[®]
QERAMIKA




POLKA RAINBOW



POLKA RAINBOW

800X2400MM
THICKNESS_15MM
TYPE_FULL BODY


AIZA CINNAMON	AIZA GREY	AIZA OLIVE	AIZA HONEY
			
SURFACE GLOSSY & MATT	SURFACE GLOSSY & MATT	SURFACE GLOSSY & MATT	SURFACE GLOSSY & MATT

AIZA BONE	AIZA BISTRE	AIZA HARBOR	AIZA STEEL
			
SURFACE GLOSSY & MATT	SURFACE GLOSSY & MATT	SURFACE GLOSSY & MATT	SURFACE GLOSSY & MATT

AIZA CINNAMON



AIZA CINNAMON



AIZA CINNAMON


ELEZZO COLLECTION

800X2400MM

15MM THICKNESS

98-99

AIZA GREY



D **DIVA**®
QERAMIKA

AIZA GREY



AIZA GREY

ELEZZO COLLECTION

800X2400MM

15MM THICKNESS



102-103



AIZA OLIVE

DIVA[®]
QERAMIKA

AIZA OLIVE



AIZA OLIVE

AIZA HONEY



D **DIVA**®
QERAMIKA


AIZA HONEY



AIZA BONE



AIZA BONE



AIZA BONE


ELEZZO COLLECTION

800X2400MM


15MM THICKNESS

114-115

AIZA BISTRE



AIZA BISTRE



AIZA BISTRE

AIZA HARBOR



AIZA HARBOR



AIZA HARBOR

ELEZZO COLLECTION

800X2400MM

15MM THICKNESS



122-123

AIZA STEEL



D **DIVA**®
QERAMIKA

AIZA STEEL



AIZA STEEL



VENTA BALCK

800X2400MM

THICKNESS_15MM

TYPE_FULL BODY


VENTA BALCK



SURFACE
GLOSSY & MATT




VENTA BALCK



SLAB HANDLING

TOOLS SUGGESTED FOR HANDLING

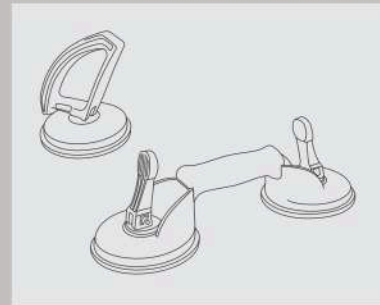
FOR HANDLING THE ENORMOUSLY SIZED SLABS, WE RECOMMEND CAREFUL HANDLING WITH THE HELP OF FOUR HANDLERS AT THE SAME TIME IN CASE OF THE LARGEST SIZE AND AT LEAST TWO HANDLERS FOR THE SMALLER SIZES OF THE SLABS.



REINFORCED TROLLEY



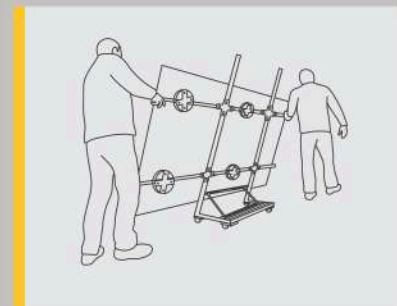
PARALLEL & TRANSVERSE GUIDES



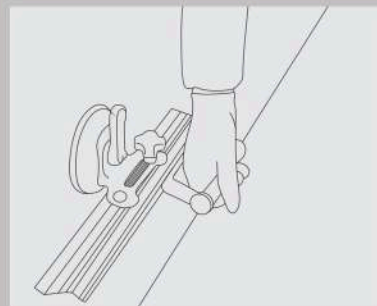
SINGLE & DOUBLE SUCTION CUP

HANDLING INSTRUCTIONS

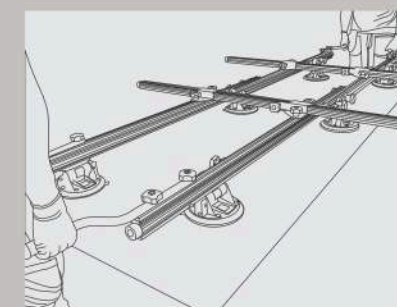
WE RECOMMENDS THE USE OF A KIT OF DEVICES DESIGNED ESPECIALLY FOR THE HANDLING OF LARGE-SIZE SLABS.



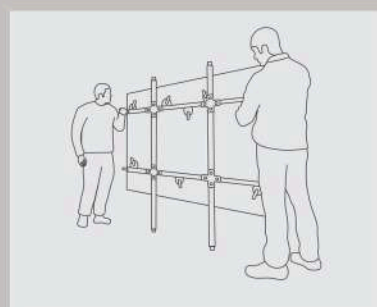
WE RECOMMEND CARRYING OUT THE HANDLING JOB OF THE SLABS WITH FOUR HANDLERS AT THE SAME TIME.



ENSURE PROPER SUCTION WITH A VACUUM BETWEEN THE DEVICE AND THE SLAB AND USE A SINGLE DEVICE/SUCTION CUP FOR A MAXIMUM LENGTH OF UP TO 150CMS.



TO LIFT THE SLABS USE SUCKER CUPS AFTER CLEANING THE SLAB AND CUPS WITH A DAMP SPONGE. MAKE SURE THE DEVICE ALSO HAS SUCKERS THAT RUN ALONG WITH THE GUIDES AND ADHERE TO THE SLAB.



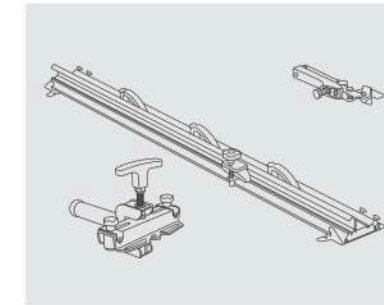
TO LIFT THE SLAB USE GUIDES FROM THE LONG SIDES OF THE SLAB AND LIFT/HANG IT VERTICALLY TO THE HANDLES OF THE TROLLEY FRAME. USE APPROPRIATE SIZE REINFORCED TROLLEY FOR VARIOUS SIZES OF SLABS.

SLAB CUTTING & DRILLING

TOOLS SUGGESTED FOR CUTTING AND DRILLING



WORKBENCH WITH ALUMINUM PROFILES

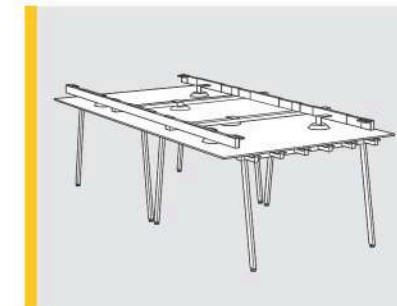


CUTTING UNIT

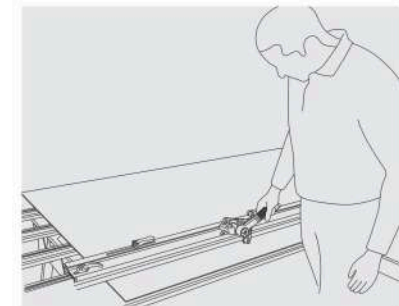


DIAMOND POLISHING PADS

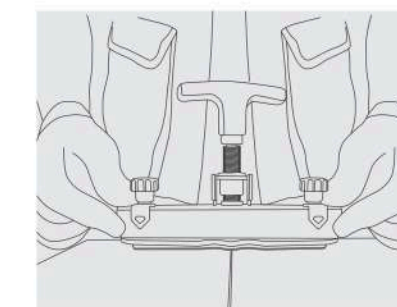
MANUAL CUTTING INSTRUCTIONS



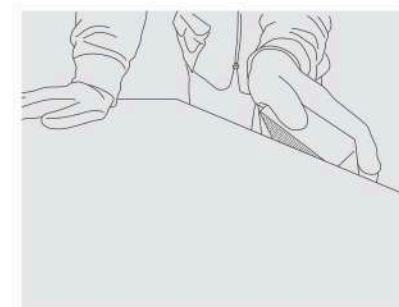
LAY THE SLAB ON A FLAT SURFACE AND PREFERABLY ON A WORKBENCH WITH ALUMINUM PROFILES. MAKE SURE THE SURFACE IS STABLE FOR BOTH CUTTING AND DRILLING.



MAKE MARKINGS ON THE SLAB ACCORDING TO THE DESIRED CUTTING AND DRILLING NEED.



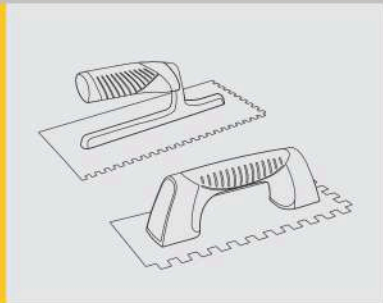
AFTER SCORING THE LENGTH AND MAKING THE CUT, MOVE THE SLAB OUT OF THE WORKBENCH TILL THE INCISION LINE AND SPLIT FROM BOTH SIDES USING CUTTING-OFF PLIERS.



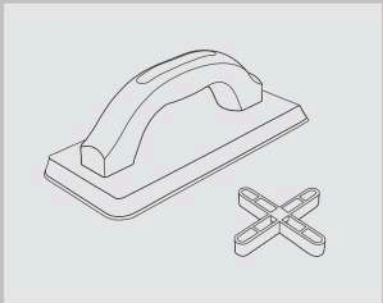
SMOOTH THE EDGES OF THE LENGTH CUT WITH A DIAMOND POLISHING PAD.

SLAB LAYING

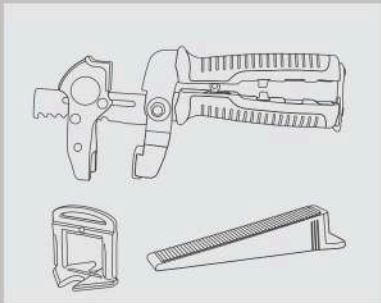
TOOLSSUGGESTEDFOR LAYING



3MM & 10MM TROWEL



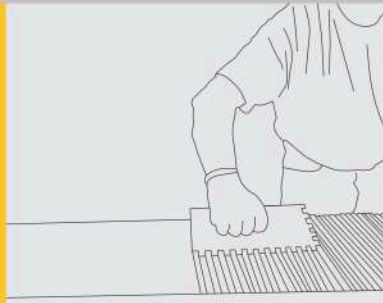
RUBBER TROWEL & SPACERS



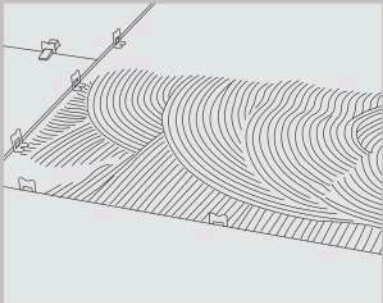
DEVICE FOR PLATE'S PULLING OVER AND LEVELING WEDGES & CLIPS

SLAB LAYING INSTRUCTIONS

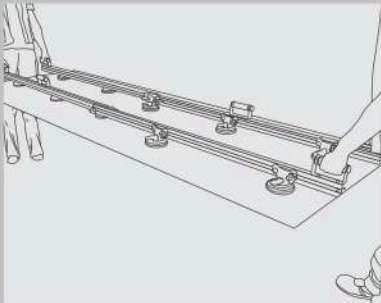
CHECK THE LAYING SUBSTRATE. MAKE SURE IT IS CLEAN, MATURE, AND HOMOGENEOUS WITH NO CRACKS.



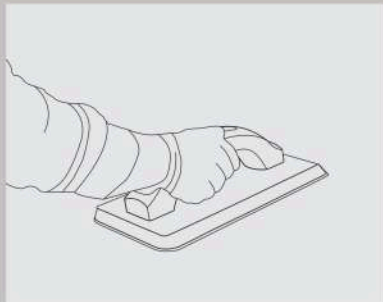
APPLY ADHESIVE ONTO THE BACK OF THE SLAB WITH A 3MM TROWEL IN ONE DIRECTION ONLY.



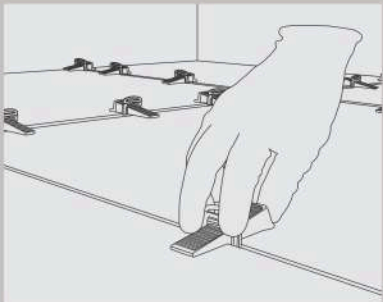
APPLY ADHESIVE ONTO THE FLOOR SUBSTRATE AT THE SAME TIME WHILE APPLYING ON THE SLAB WITH A 15MM U-NOTCH OR 19MM V-NOTCH TROWEL IN THE SAME DIRECTION AS THE SLABS.



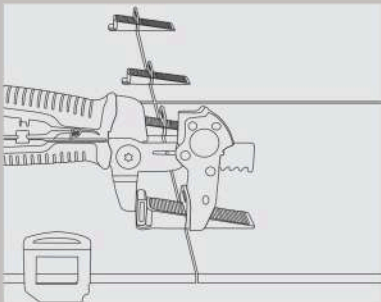
POSITION THE SLAB ON THE ADHESIVE BED WITH A SUCKER FRAME WITH ADJUSTMENT OF A MINIMUM OF 3MM JOINT.



TAP THE SLAB FROM THE CENTER TO COMPLETE THE LAYING OF THE SLAB. MAKE SURE AIR IS EXPELLED AND THERE IS NO BUBBLE BETWEEN THE SLAB AND THE SUBSTRATE.

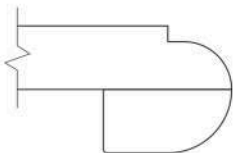


LEVEL THE WEDGES AT EACH LINEAR METER OF THE SLAB. KEEPING A 3MM JOINT THROUGH SPACERS. THE SPECIAL DEVICE OF PULLING OVER THE SLABS CAN BE USED FOR EASY LAYING AND SPACING.

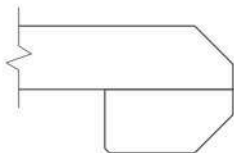


USE A RUBBER TROWEL WITH A SUITABLE SEALANT WHILE TAPPING THE SLAB.

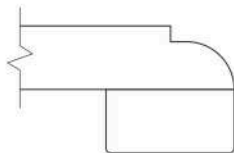
SLAB EDGE POSSIBILITIES



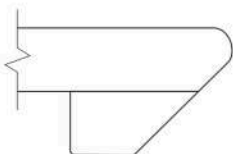
1-1/2" DUPONT BULLNOSE



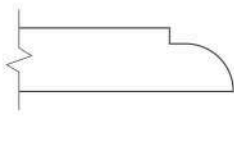
1-1/2" PENCIL EDGE



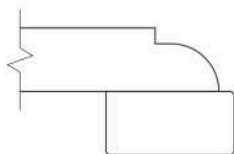
1-1/2" DUPONT SQUARE



1-1/2" REVERSE BEVEL



3/4" DUPONT DEMI



1-1/2" DUPONT STEP SQUARE

CLEANING & MAINTENANCE

HIGH-QUALITY RAW MATERIALS, RIGOROUS PRODUCTION PARAMETERS, AND WORLD-CLASS TECHNOLOGY MAKE THE EXCLUSIVE OFFERING NONPOROUS AND THUS NO DUST OR DEPOSITED WASTE PENETRATES THE SURFACE. THE NO-MAINTENANCE SURFACES REQUIRE ONLY A DAMP CLOTH FOR CLEANING. ROUTINE AND RECURRING CLEANING SPOTLIGHTS THE AESTHETIC FEATURES OF THE SURFACES AND KEEPS THE SURFACES SHINE. FOR CLEANING CONTAMINATION AND STAINS CAUSED BY SOME COMMON FOOD AND OTHER MATERIAL FOLLOW THE TABLE

TYPE OF STAIN	CHEMICAL PRODUCT	EXAMPLE
GREASE	ALKALINE - SOLVENT	DETERGENT
OIL	SOLVENT	AMMONIA, BAKING SODA
INK	OXIDANT - SOLVENT	ALCOHOL, LIQUID BLEACH, NAIL PAINT REMOVER
RUST	ACID	HYDROCHLORIC ACID, VINEGAR, RED HARPIC
LIME	ACID	DESCALING AGENT, HYDROCHLORIC ACID
CEMENT	ACID	HYDROCHLORIC ACID
WINE	ALKALINE	AMMONIA, LIQUID BLEACH
COFFEE	ALKALINE - SOLVENT	AMMONIA, LIQUID BLEACH
RUBBER	SOLVENT	ALCOHOL, THINNER
PLASTER	ACID	HYDROCHLORIC ACID
CANDLE WAX	SOLVENT	ALCOHOL, THINNER
IODINE	OXIDANT	LIQUID BLEACH
BLOOD	OXIDANT	LIQUID BLEACH
ICE CREAM	ALKALINE	LIQUID BLEACH

NOTE: IT IS RECOMMENDED THAT ANY KIND OF STAIN NEEDS TO GET CLEANED IMMEDIATELY/AS SOON AS POSSIBLE.

TECHNICAL SPECIFICATION

CHARACTERISTIC	STANDARD AS PER ISO13006:2013/ EN14411 GR.B1A	STANDARD AS PER IS 15422:2017 GR.B1A	MEAN VALUE OF OUR	METHOD OF TESTING
REGULATORY PROPERTIES				
DEVIATION IN LENGTH AND WIDTH	±0.30 % (±1.00 MM)	±0.10 % ±5.0 %	± 0.10 % ± 5.0 % ±	ISO 10545-2/15
DEVIATION IN THICKNESS	±5.0 % (± 0.50 MM)	±0.10 % ±0.10%	0.10 % ± 0.10 % ±	13330-1 ISO 10545-
STRAIGHTNESS IN SIDE	±0.30 % (± 0.30 MM)	±0.50 % ±0.50 %	0.20 % ± 0.20 % ±	2/15 13330-1 ISO
RECTANGULARITY	±0.30 % (±1.50 MM)	±0.50 % >95%	0.10 % >95%	10545-2/15 13330-1
SURFACE FLATNESS CENTRAL CURVATURE	±0.40 % (± 1.30 MM)	DEFECTS FREE	DEFECTS FREE Δε	ISO 10545-2/15
SURFACE FLATNESS EDGE CURVATURE	±0.40 % (± 1.30 MM)	N.A.	<0.30	13330-1 ISO 10545-
SURFACE FLATNESS WARPAGE	±0.40 % (± 1.30 MM)			2/15 13330-1 ISO
SURFACE QUALITY	>95% DEFECTS FREE			10545-2/15 13330-1
SMALL COLOR DIFFERENCE (FOR PLAIN COLOUR)	ΔE <1.00			ISO 10545-2/15
GLOSSINESS (POLISHED)	AS PER MANUFACTURER	AS PER MANUFACTURER	≥ 90	13330-1 ISO 10545-
GLOSSINESS (SATIN)	AS PER MANUFACTURER	AS PER MANUFACTURER	7 ≤ GLOSS VALUE ≤ 25	2/15 13330-1 ISO 10545-2/15
STRUCTURAL PROPERTIES				
WATER ABSORPTION	≤0.50 %	≤0.030 %	≤0.030 %	ISO 10545-3/15
BULK DENSITY	AS PER MANUFACTURER	MIN 2.20 G/CC	> 2.23 GM/CC	13330-2 ISO 10545-3/15 13330-2
MASSIVE MECHANICAL PROPERTIES				
MODULUS OF RUPTURE	MIN. 35.0 N/MM²	MIN. 35.0 N/MM²	MIN. 40.0 N/MM²	ISO 10545-4/15 13330-3
BREAKING STRENGTH THICKNESS ≥7.5 MM	MIN 1300.0 N	MIN 1300.0 N	MIN 1000.0 N	ISO 10545-4/15 13330-3
SURFACE MECHANICAL PROPERTIES				
MOHS HARDNESS #	AS PER MANUFACTURER	MIN. 5	POLISHED MIN 4**/ SATIN & POSH MIN 6	BS EN 15771/15 13330-13
SURFACE ABRASION RESISTANCE #	AS PER MANUFACTURER	MIN. CLASS II	POLISHED MIN II**/ SATIN & POSH MIN III	ISO 10545-7/15 13330-11
THERMAL HYGROMETRIC PROPERTIES				
MOISTURE EXPANSION	MAX 0.03% (0.3 MM/M)	MAX 0.02 MM/M	MAX 0.02 MM/M	ISO 10545-10/15 13330-
THERMAL EXPANSION(COE) AT 100°C	AS PER MANUFACTURER	MAX. 6.0 X 10-6	MAX. 6.0 X 10-6	3 ISO 10545-3/15
THERMAL SHOCK RESISTANCE	MIN 10 CYCLES	MIN 10 CYCLES	MIN 10 CYCLES	13330-4 ISO 10545-9/15
IMPACT RESISTANCE(COR) #	MIN. 0.55	MIN 0.55	MIN 0.55	13330-5 ISO 10545-5/15
FROST RESISTANCE	AS PER MANUFACTURER	AS PER MANUFACTURER	FROST PROOF	13330-14 ISO 10545-
GRAZING RESISTANCE AT 7.5 BAR	4 CYCLES	4 CYCLES	4 CYCLES	12/15 13330-10 ISO 10545-11/15 13330-9
CHEMICAL PROPERTIES				
RESISTANCE TO STAINING GLAZED	MIN. CLASS 3	MIN CLASS 1	MIN. CLASS 3/MIN. CLASS 5	ISO 10545-14/15 13330-8
RESISTANCE TO HOUSEHOLD CHEMICALS	MIN CLASS 3B	MIN CLASS AA	MIN CLASS 3B/MIN CLASS AA	ISO 10545-13/15 13330-8
SWIMMING POOL SALTS GLAZED				
RESISTANCE TO LOW CONCENTRATE ACID AND ALKALIS GLAZED	AS PER MANUFACTURER	AS PER MANUFACTURER	MIN CLASS 6LB***/ MIN CLASS A***	ISO-10545-13/15 13330-8
RESISTANCE TO HIGH CONCENTRATE ACID AND ALKALIS GLAZED	AS PER MANUFACTURER	AS PER MANUFACTURER	MIN CLASS 6HB***/ MIN CLASS A***	ISO-10545-13/15 13330-8
SAFETY PROPERTIES				
SKID RESISTANCE - (DCOF-WET PENDULUM)##	AS PER MANUFACTURER	AS PER MANUFACTURER	GLOSSY ≥P0,SATIN,POSH ≥P7	ISO 24713-2
SLIP RESISTANCE -SATIN/POSH (DCOF- R VALUE)##	AS PER MANUFACTURER	AS PER MANUFACTURER	≥ R10	DIN 51130
LEAD AND CADMIUM RELEASE	AS PER MANUFACTURER	N.A.	DOES NOT YIELD PB & CD	ISO-10545-15

PACKING DETAIL

SIZE	THICKNESS	PCS/BOX	AREA/BOX	BOX/WT.
800X2400MM	15MM	1 PC	1.92 MT²	67 KG







Divaqeramika.com

+383 49 600 046

divaqeramika@gmail.com

+383 49 668 382